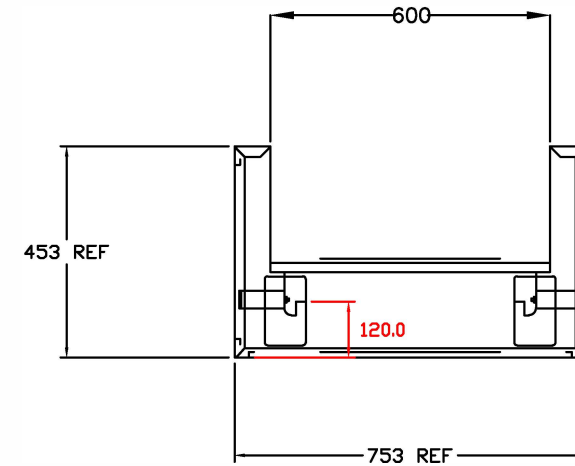
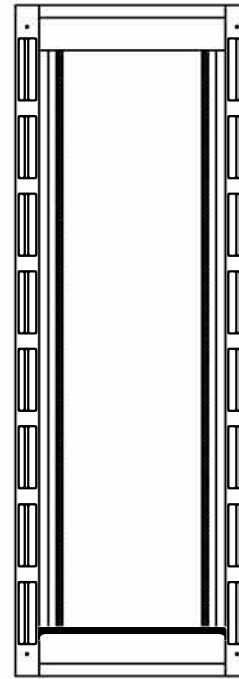
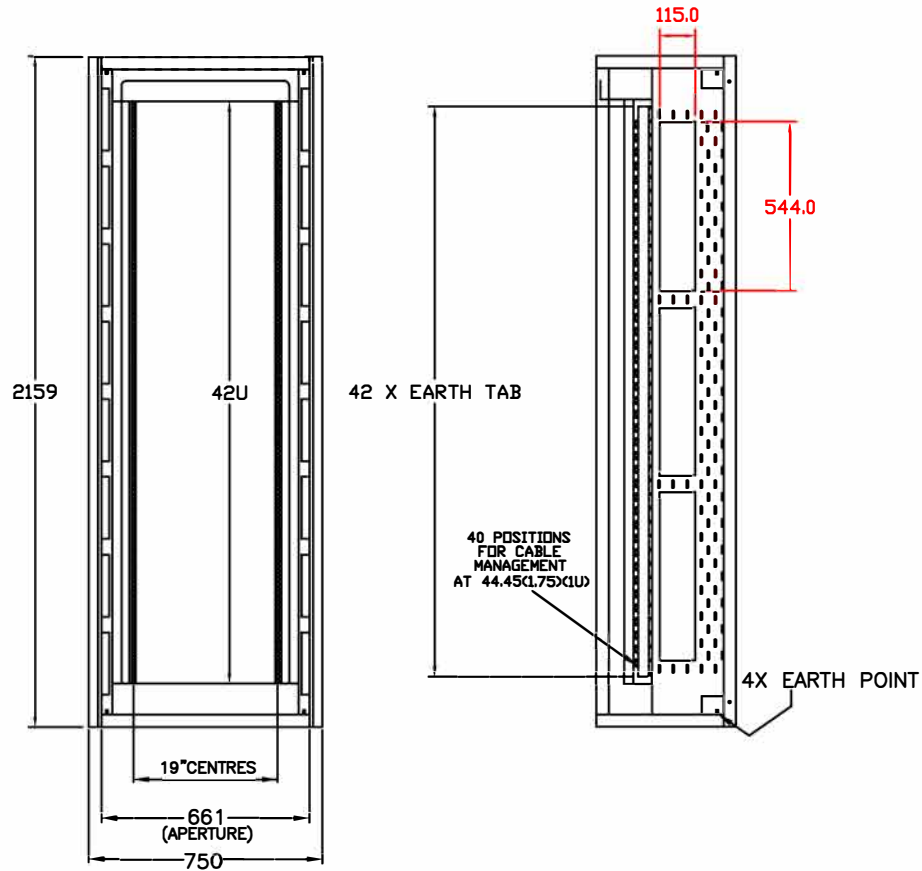


FRONT ELEVATION

SIDE ELEVATION

REAR ELEVATION



VIEW FROM ABOVE

NOTE:

FRONT, SIDE AND REAR ELEVATIONS DO NOT SHOW THE CABLE MANAGEMENT TUBES WHICH CAN BE FITTED IN ANY OF THE 40 POSITIONS INDICATED.

DRAWING DOES NOT SHOW CABLE RETAINING PLATE

DATE	REVISION	BY	ALL DIMENSIONS IN MM		TOLERANCE ONE DEC. PLACE ± 0.4 TWO DEC. PLACE ± 0.2 UNLESS OTHERWISE STATED	CLIENT		
			DRAWN	CHECKED		TITLE		
			BY		MATERIAL	42U HIGH HIGH DENSITY PATCHING FRAME		
			THIS DRAWING & INFORMATION CONTAINED THEREON IS THE SOLE PROPERTY OF CONNECTIX - IT MUST NOT BE COPIED OR USED WITHOUT THE WRITTEN CONSENT OF CONNECTIX EXCEPT WHERE SUCH INFORMATION WAS SUPPLIED BY THE CLIENT TO WHOM THE DRAWING IS REFERRED.			FINISH	SCALE	DRAWING No.
								POWDER COAT BS4800 00-A 05 GOOSE GREY LEATHERETTE TEXTURE

